

L-Hygiene™



All Glass & Window Wipes

SPECIFICALLY DESIGNED FOR CLEANING:



Loba Chemie Pvt. Ltd.

Add: Jehangir Villa, 107, Wodehouse Rd.,
Colaba, Mumbai-400005

Web: www.l-hygiene.com
Email: info@l-hygiene.com



EXTREMELY CONVENIENT, SINGLE TIME USE ONLY

IDEAL FOR CLEANING AND DISINFECTING: Glass Windows, Mirrors, Glass, Glass Tables, Bathroom mirrors, Glass doors, Glass frames and décor, Glass microwave doors, Glass stoves tops, Car windows, Vehicle's tinted windows, Chrome, stainless steel, Plastic and vinyl surfaces.

Pre-moistened all glass and window Wipe has a powerful, ammonia-free formula. They will remove dust, dirt, oil and grease smudges, water spots, fingerprints and smoke film from any glass. Perfect to use on windows and also great for cleaning: mirrors - light fixtures - windshields- display cases - shower doors - glass tables.

Additional Features:

- Non- woven Polycellulose material Each 6" x 8" (150 mm x 200mm) 300 wipes/roll – MORE WIPES AND LESS WASTAGE
- Spotless, shiny, sparkling glass.
- Non-flammable, lint-free towels will not leave behind streaks or sticky film.
- Quick and easy to use, just wipe and discard.
- Safe on aluminium and vinyl screens as well as painted surfaces.
- Safe and refreshing scent.



High
Strength



Excellent Solution
Retention



Very Low Linting



Efficient Solution
Release

Typical Product Data and Physical Properties:

Physical State: Wet Wipes
Odor: Fragrant

Non- Volatile, Non- flammable
Shelf life: 1 years

Appearance: White Wipes

No residue formation after wiping the surface

How To Use All Glass & Window Wipes

STEP 1

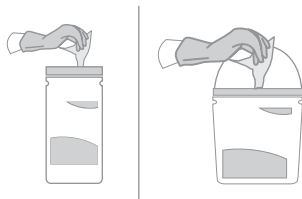
Risk Assessment



Please follow your agreed risk assessment policy guidelines regarding the use of PPE.

STEP 2


Wipe Selection



Choose the dispenser type and dispense the wipe.

STEP 3

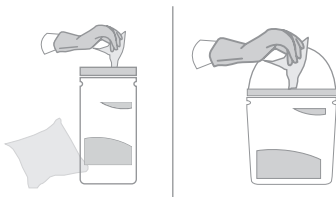
Fresh Wipe



Wipe the surface in an S Shape moving from clean to dirty. Use the wipe flat not scrunched. Do not go over the same area twice with the same wipe.

STEP 4

Fresh Wipe



Use a fresh wipe if your wipe becomes soiled or dry.

STEP 5

Discard



Discard used wipes in the appropriate waste bin following your local agreed guidelines.

STEP 6

Let Dry



Allow the surface to dry before use.

Typical Application

Each single wipe can be used for cleaning of 5-6 sq. fit of glass surface area.

Best Places to Use Glass Cleaner Wipes

- Windows
- Mirrors
- Glass
- Glass Tables
- Bathroom mirrors
- Glass Doors
- Glass Frames and Décor
- Glass microwave doors
- Glass stoves tops
- Car windows
- Vehicle's tinted windows, chrome, stainless steel, plastic, and vinyl surfaces.



Available Packing



Code: WGCNF00060
60 Rolled Wet Wipes
6" x 8" Each



Code: WGCNF00300
300 Rolled Wet Wipes
6" x 8" Each



Code: WGCNF00500
500 Rolled Wet Wipes
170 mm x 180 mm Each

